NETWORK CONNECTIVITY FOR IOT

HARI BALAKRISHNAN

Mobile and Sensor Computing

Spring 2016

Massachusetts Institute of Technology

NETWORKING: “GLUE” FOR THE IOT

IoT’s “technology push” from the convergence of

- Embedded computing
- Sensing & actuation
- **Wireless networks**

THE IOT CONNECTIVITY SOUP



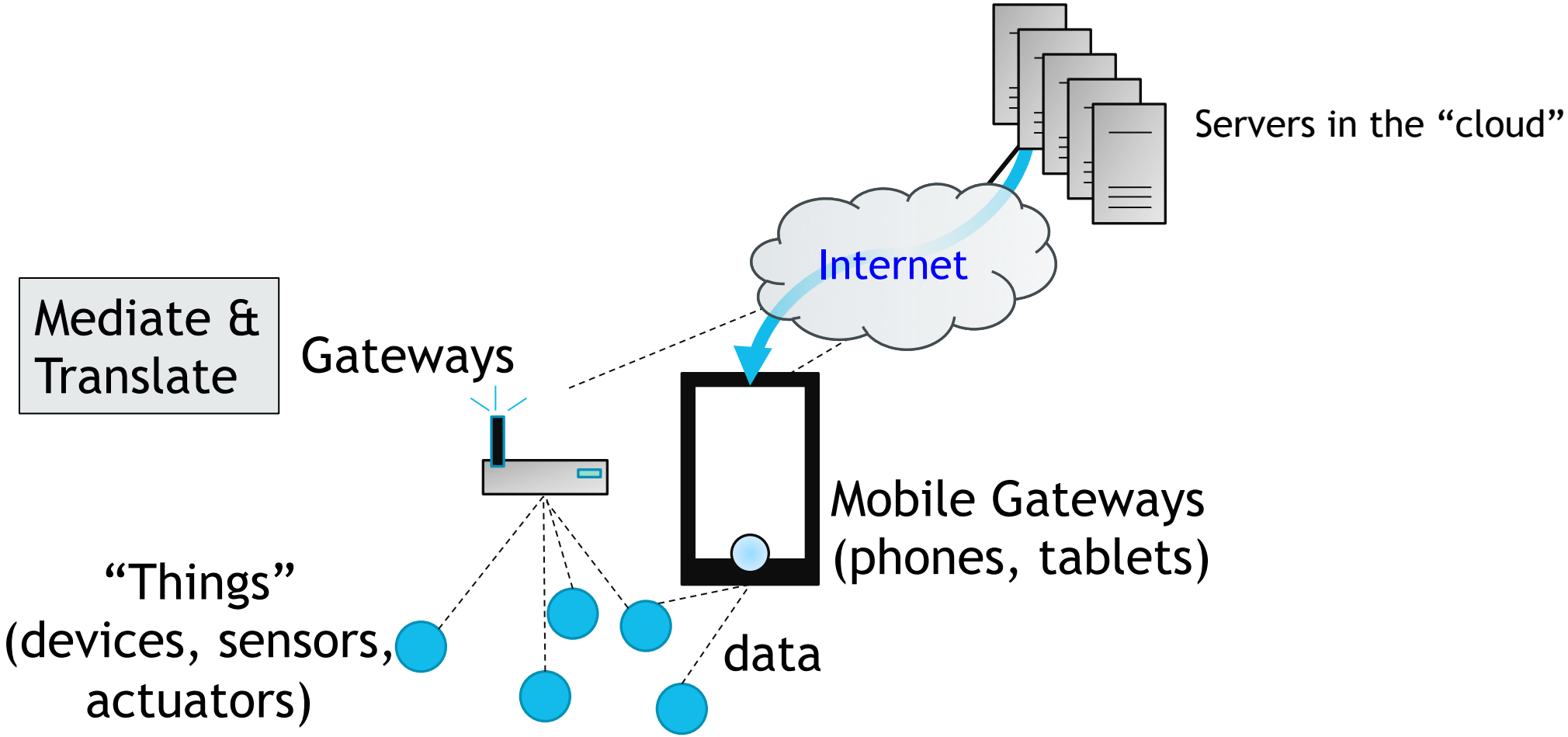
NETWORKING: “GLUE” FOR THE IOT

(Too) many different approaches, (too) many different standards, (too) much confusion

One size does not fit all: best network depends on application

What are the key organizing principles and ideas?

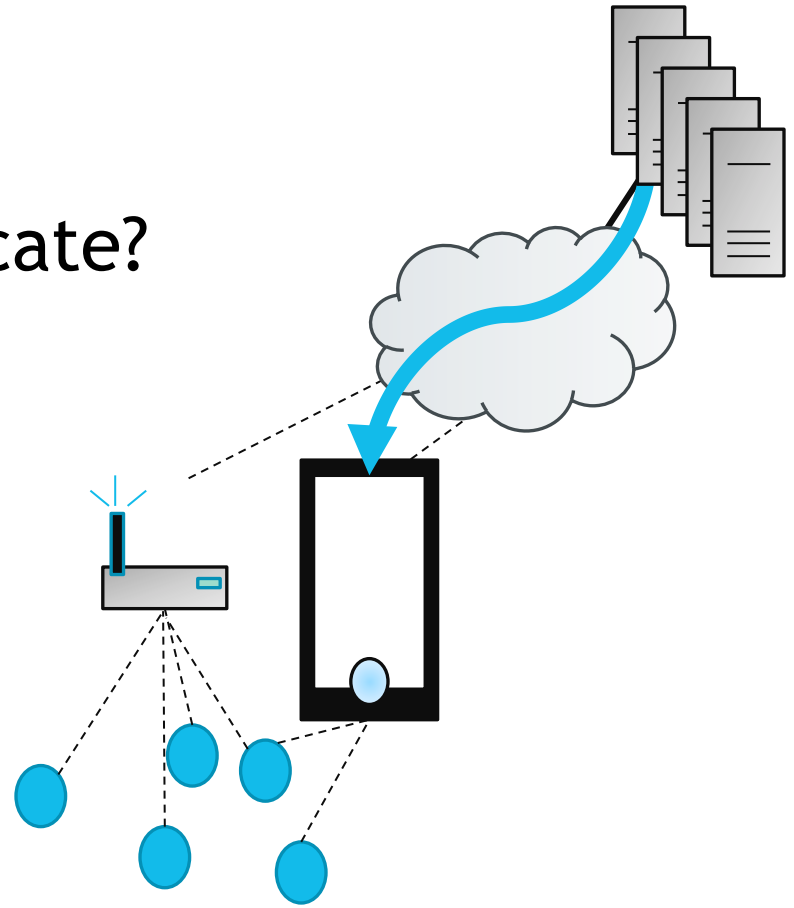
ARCHITECTURE, SIMPLIFIED



BUT, IN FACT, A RICH DESIGN SPACE

How should gateways and things communicate?

Many answers, many approaches

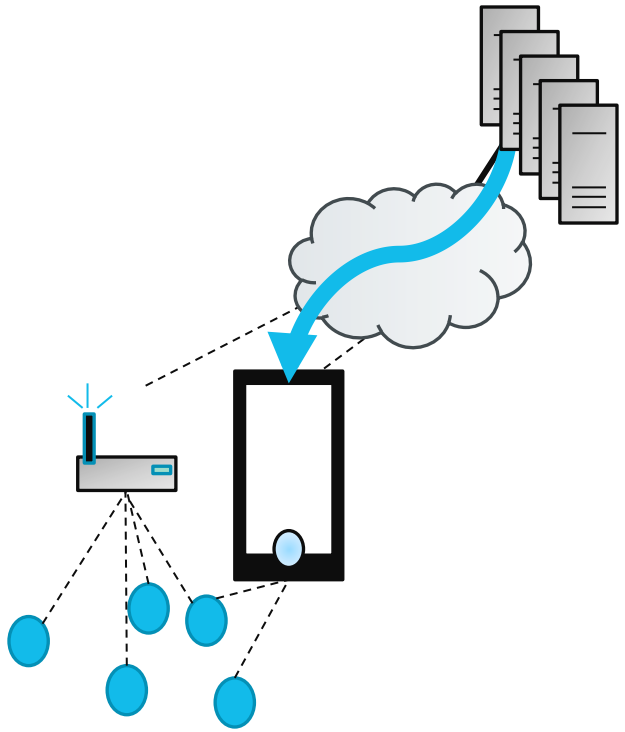


CAN’T WE JUST USE THE WIRELESS INTERNET?

Cellular and Wi-Fi

Yes, we can…

except when we can’t!



WIRELESS INTERNET FOR IOT?

Cellular (LTE/4G, 3G, 2G) and Wi-Fi are

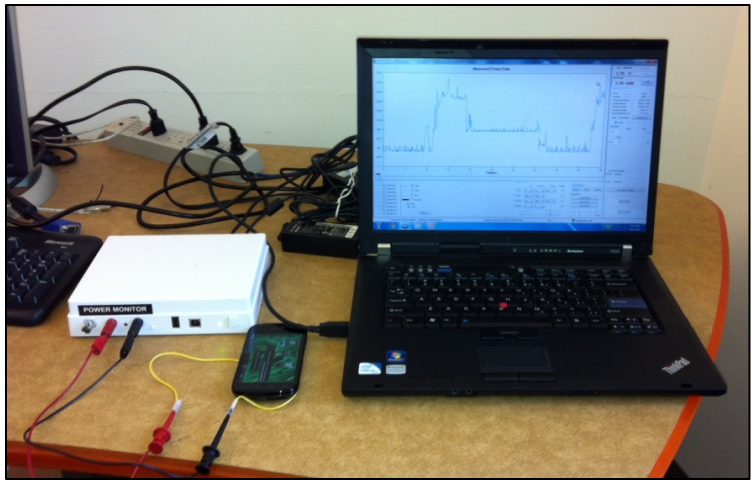
+ Widely available
+ High bandwidth (for most purposes), so can support high-rate apps

But, each has two big drawbacks

- **High power**: not suitable for battery-operated scenarios
- Cellular: often high cost (esp. per byte if usage-per-thing is low)
- Wi-Fi: OK in most buildings, but not for longer range

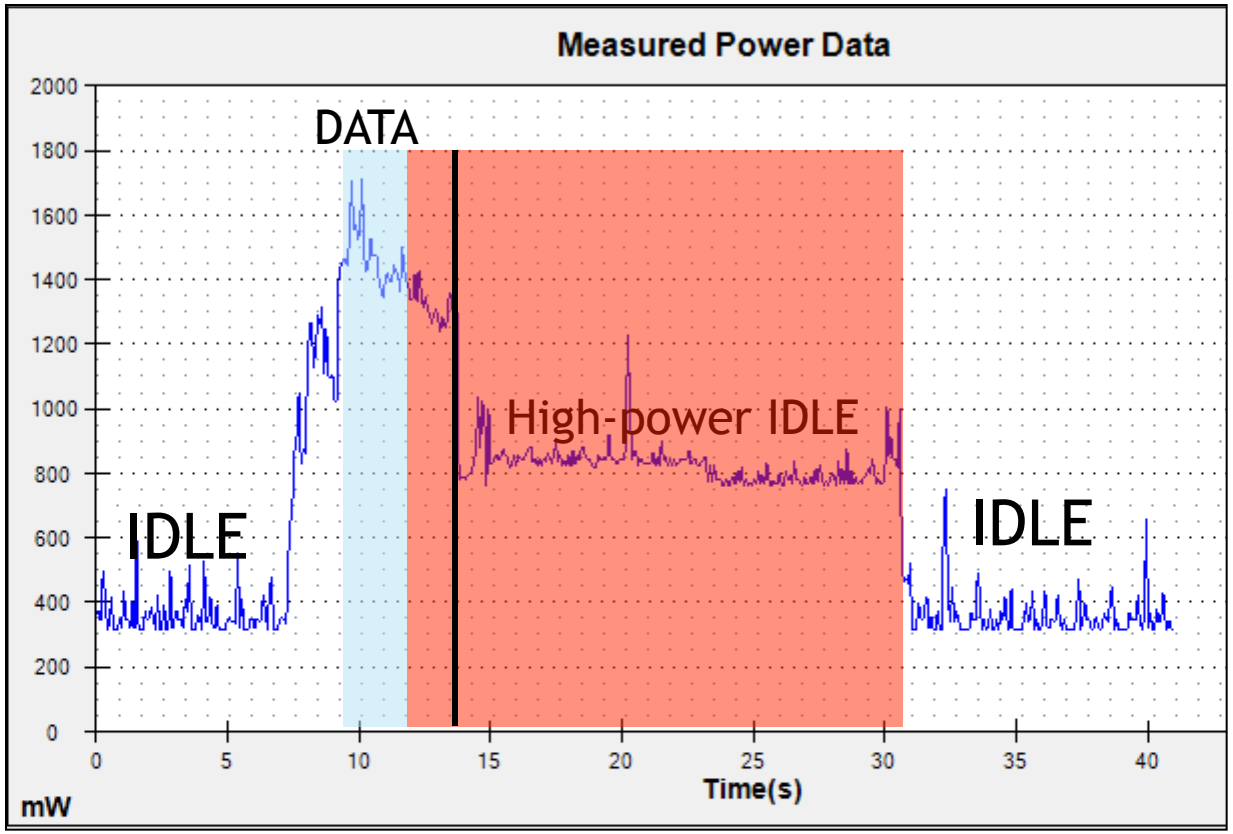
Wi-Fi: In-building powered things (speakers, washers, refrigerators, …)
Cellular: High-valued powered things (e.g., “connected car”)

CELLULAR POWER CONSUMPTION

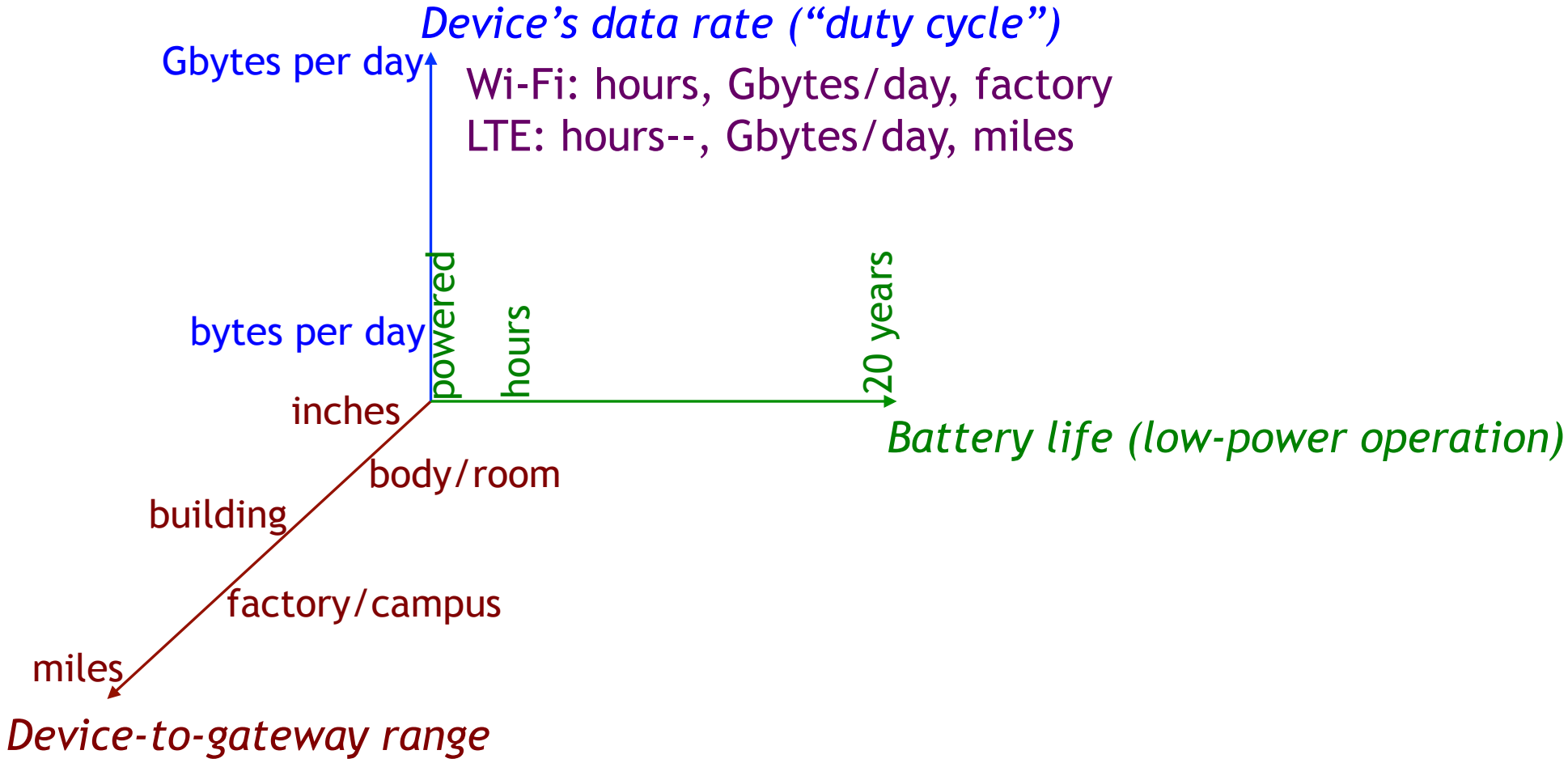


Power monitor apparatus

Deng & Balakrishnan, "Traffic-Aware Techniques to Reduce 3G/LTE Energy Consumption," CoNext 2012.



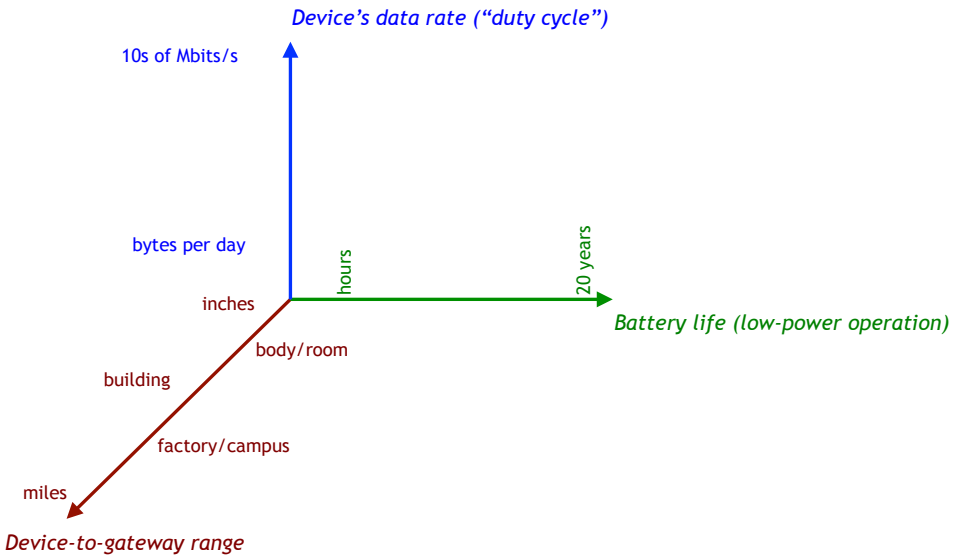
IOT NETWORK DESIGN SPACE



WHY SO MANY IOT NETWORKS?

Because engineers love inventing technologies!

But really because you can pick many interesting regions from this design space

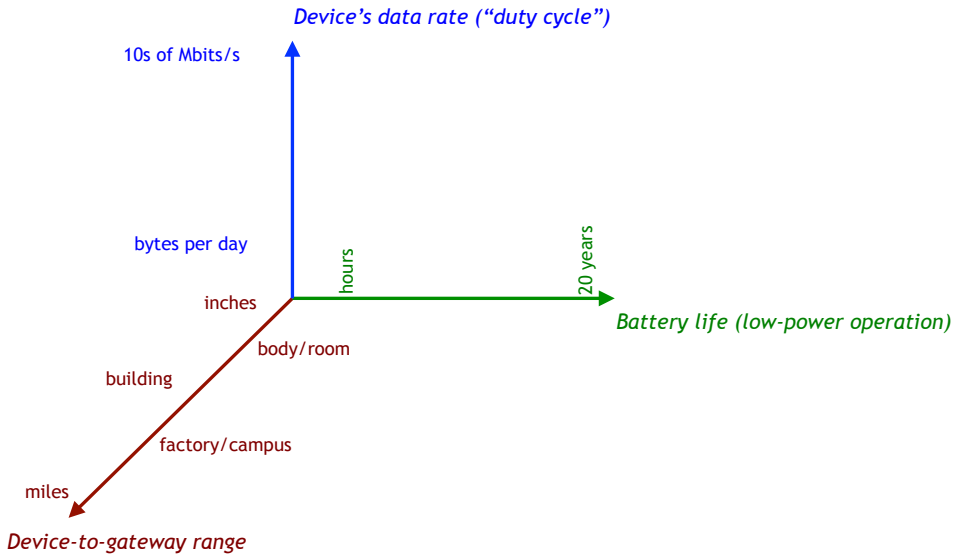


WHY SO MANY IOT NETWORKS?

Because engineers love inventing technologies!

But really because you can pick many interesting regions from this design space

- Note, axes aren't independent
- And technology evolves fast

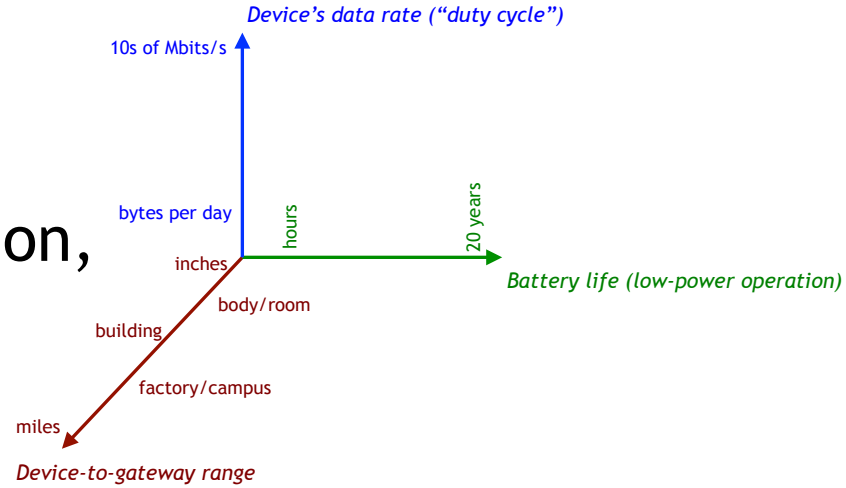


WHY SO MANY IOT NETWORKS?

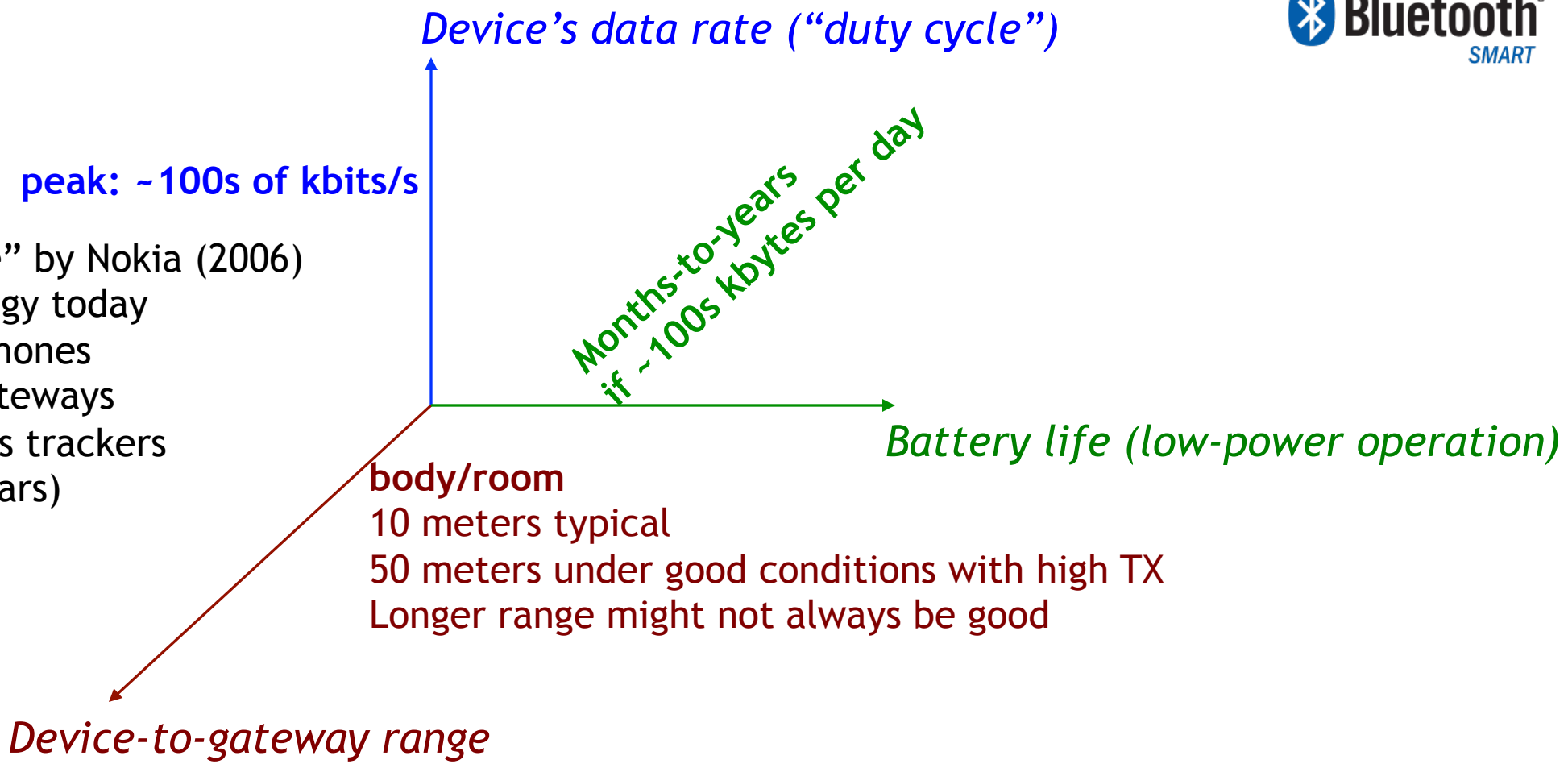
Because engineers love inventing technologies!

But really because you can pick many interesting regions from this design space

- Note, axes aren't independent
- And technology evolves fast
- And bundling into popular devices speeds-up adoption, changing the economics
  - Cf. Wi-Fi → laptops (without external cards)
  - Bluetooth classic → cell phones → wireless headsets
  - Bluetooth Low Energy (BLE) → iPhone then Android smartphones → "body/room" with months-to-years at low duty cycles



BODY/ROOM-AREA EXAMPLE: BLE



Started as "Wibree" by Nokia (2006)
Dominant technology today
Because of smartphones
Smartphones as gateways
  Wearables, fitness trackers
  Vehicles (bikes, cars)

HOW DOES BLE WORK?

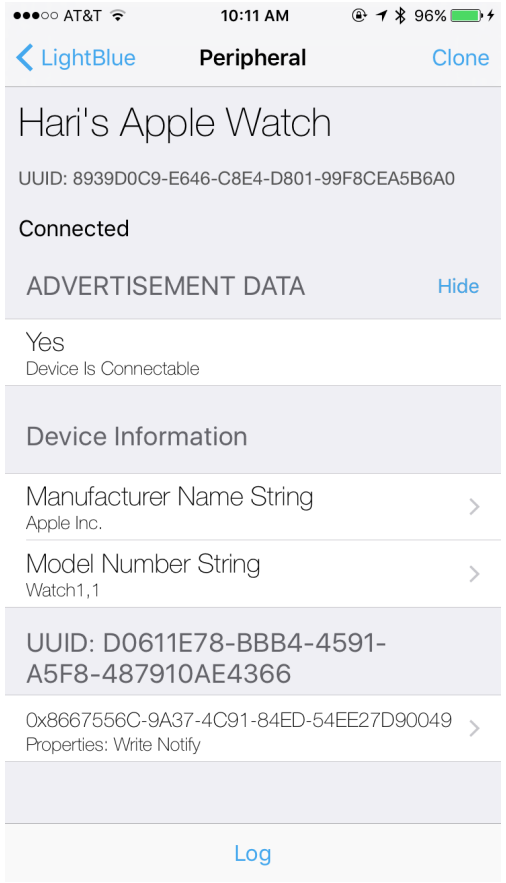
Two parts:

1. Advertisements (aka “beaconing”) for device discovery
2. Connection phase to exchange data

Peripheral: device with data
Central: gateway



BLE ADVERTISEMENTS ARE PERIODIC

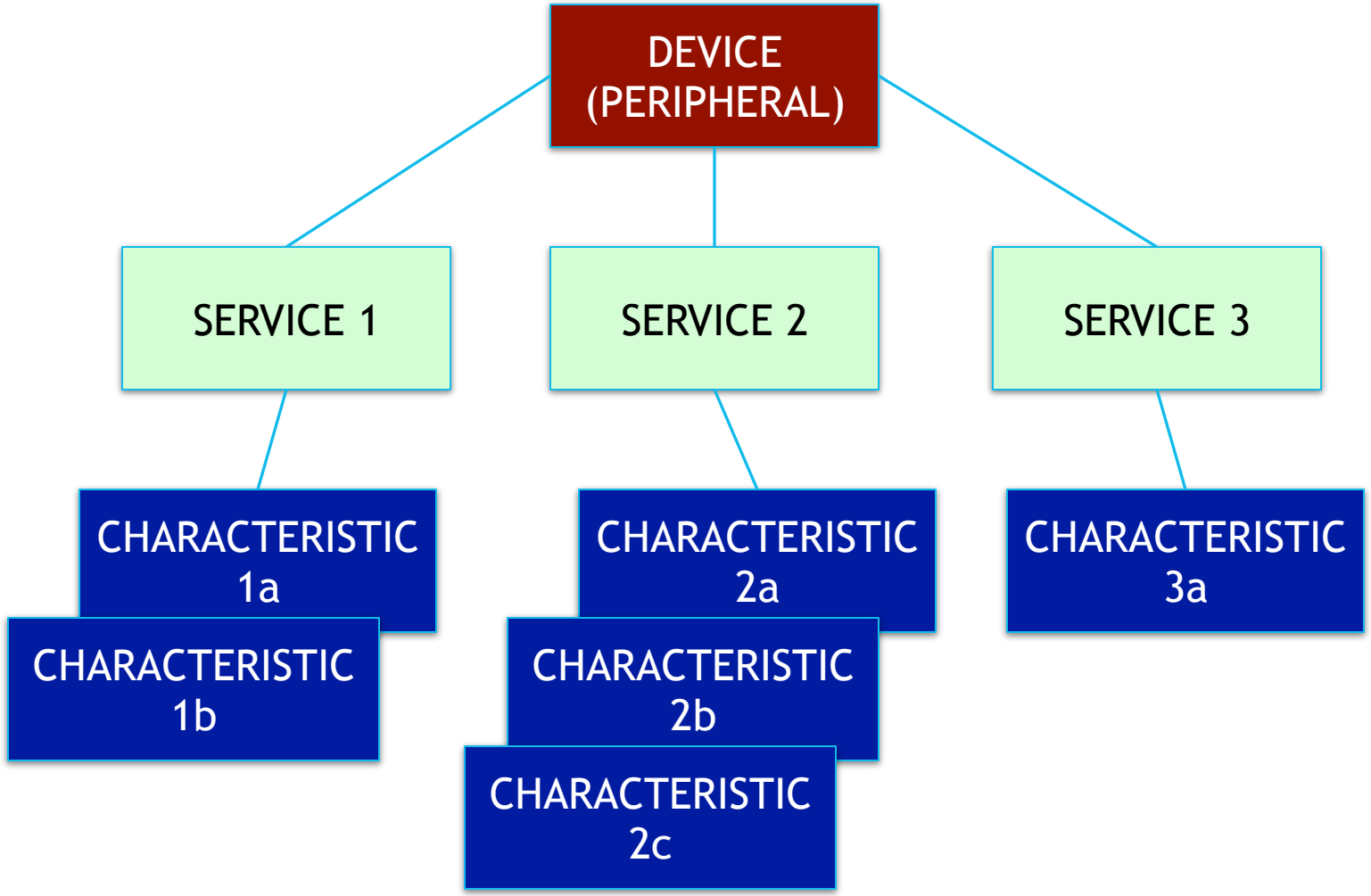


Typical period: 100 ms (“iBeacon”)
Less frequent is fine
Triggered advertisements are often a good idea

Trade-off between energy consumed and discovery latency



ON CONNECTION



READABLE
READ/WRITE
NOTIFICATIONS

Usually support OTA (over-the-air upgrades)

ON CONNECTION: MAC PROTOCOL

Central orchestrates data communication
Key idea: time-schedule to reduce energy consumption

On connect: exchange parameters

- Frequency hopping sequence
- Connection interval, i.e., periodicity of data exchange (T milliseconds)

Every T milliseconds, Central and Peripheral exchange up to 4 packets, alternating turns

Then Peripheral can go back to sleep until next interval

BATTERY LIFETIME CALCULATION

Consider an IoT system with coin-cell battery-powered nodes
Battery: 250 mAh (milliamp-hours) capacity; 3 Volts
Recall that power = voltage * current and energy = power * time
So this battery has 0.75 amp-hour-volts = 0.75*3600 Joules = 2.7 kJ of energy

Example of BLE current draw:
Standby: 1 microAmp (typically in the 1-10 microAmp range)
Receive (RX): 3.3 mA
Transmit (TX): 4 mA

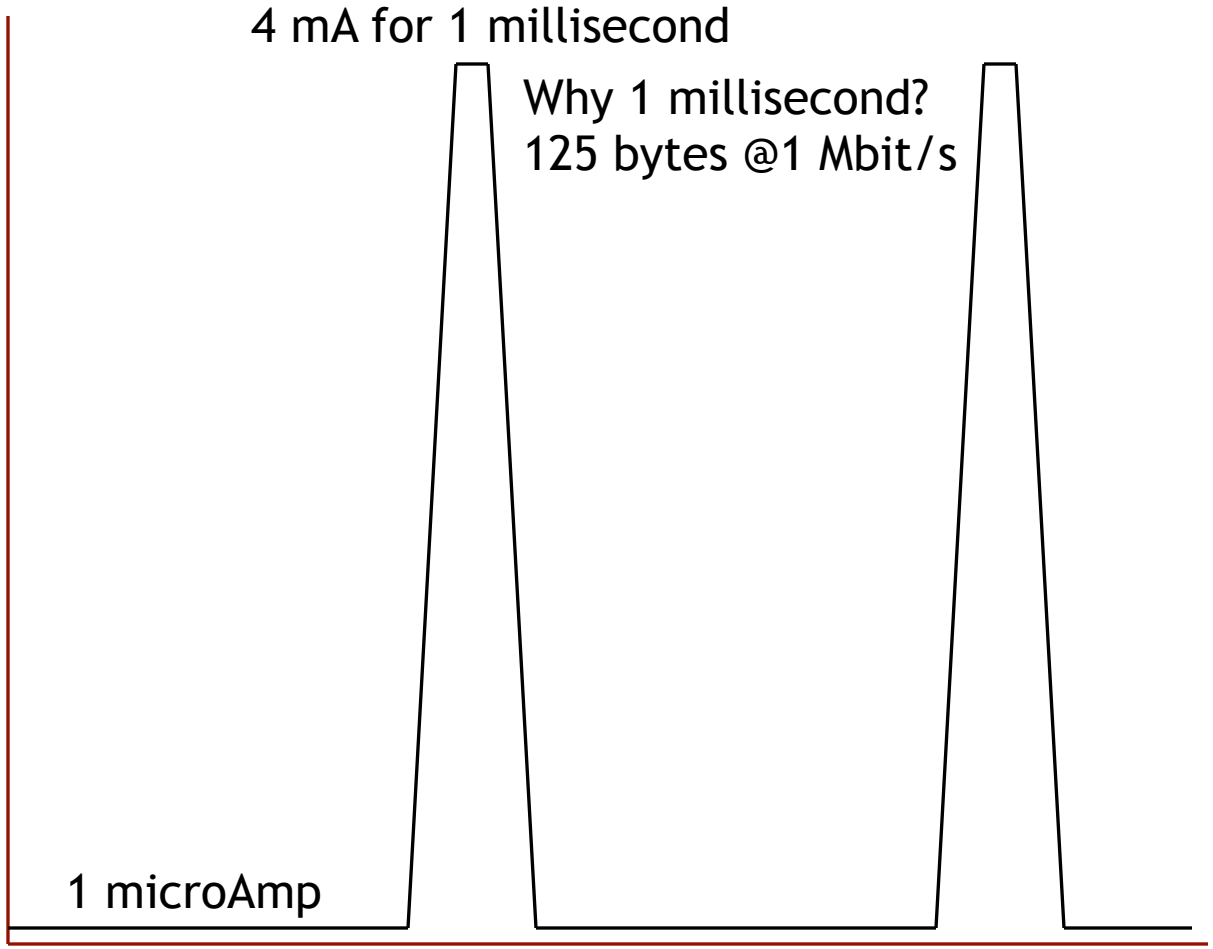
Suppose device transmits every second: how long does the battery last?

BATTERY CALCULATION (CONT.)

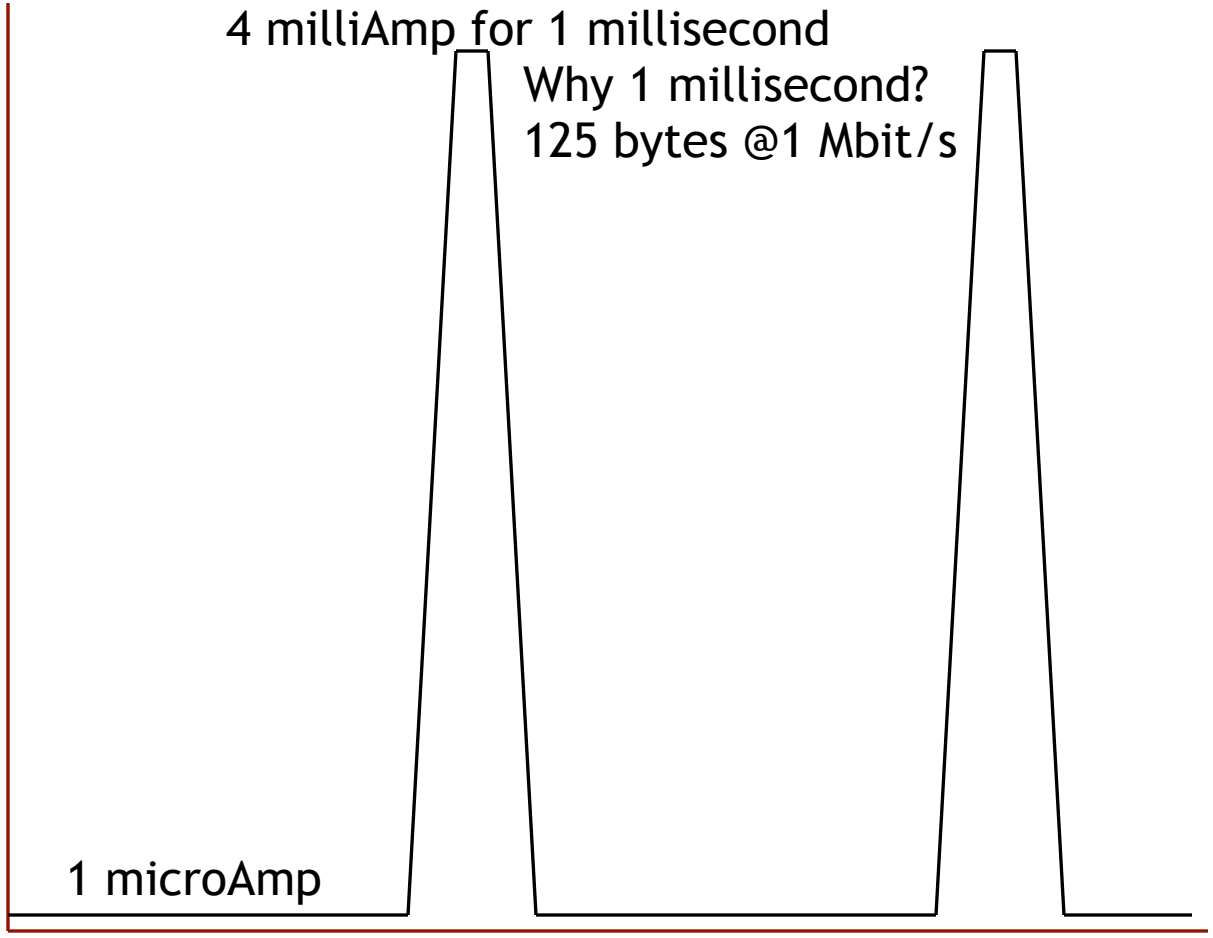
Consider an IoT system with coin-cell battery-powered nodes
Battery: 250 mAh (milliamp-hours) capacity; 3 Volts
Recall that power = voltage * current and energy = power * time
So this battery has 0.75 amp-hour-volts = 0.75*3600 Joules = 2.7 kJ of energy

Example of BLE current draw:
Standby: 1 microAmp (typically in the 1-10 microAmp range)
Receive (RX): 3.3 mA
Transmit (TX): 4 mA

Suppose device transmits every second: how long does the battery last?



BATTERY CALCULATION (CONT.)



Ramp-up and down: 1 milliAmp for 5 milliseconds

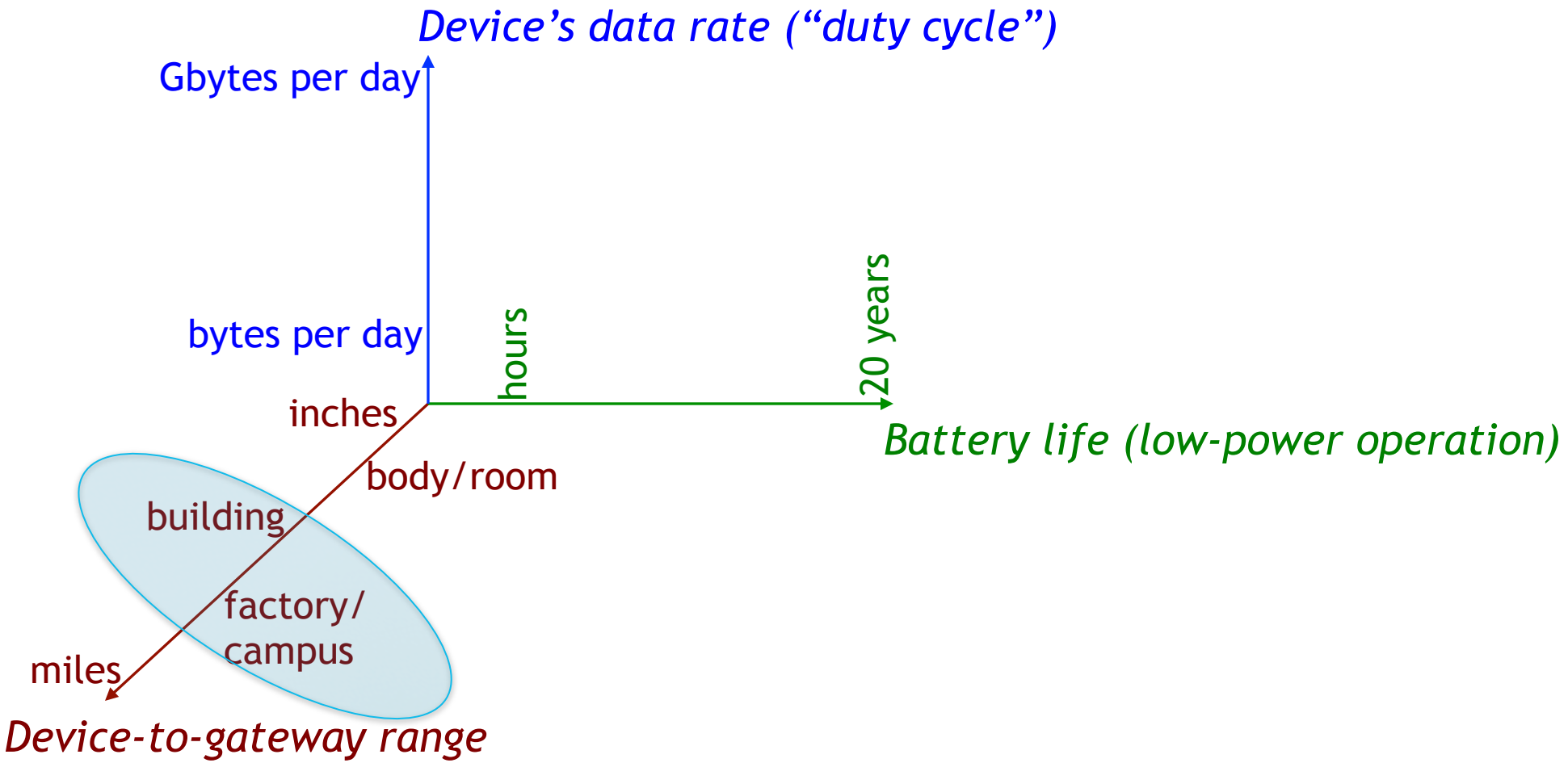
Over a 1 second interval, average current is:
4 microAmps (xmit) +
5 microAmps (ramping) +
1 microAmp (standby)
= 10 microAmps

Therefore, battery lifetime
= 250 mAh / 10 microAmps
= 250 mAh / 0.01 mA
= 25,000 hours
= 2 years and 10 months

This works because it's sleeping most of the time!

IOT “GATEWAY PROBLEM” PAPER

EXTENDING COMMUNICATION RANGE



EXTENDING RANGE: MESH NETWORKS

1980s: DARPA packet radio networks



The DARPA Packet Radio Network Protocols

JOHN JUBIN AND JANET D. TORNOW, ASSOCIATE, IEEE

Invited Paper

In this paper we describe the current state of the DARPA packet radio network. Fully automated algorithms and protocols to organize, control, maintain, and move traffic through the packet radio network have been designed, implemented, and tested. By means of protocols, networks of about 50 packet radios with some degree of nodal mobility can be organized and maintained under a fully distributed mode of control. We have described the algorithms and illustrated how the PRNET provides highly reliable network transport and datagram service, by dynamically determining optimal routes, effectively controlling congestion, and fairly allocating the channel in the face of changing link conditions, mobility, and varying traffic loads.

I. INTRODUCTION

In 1973, the Defense Advanced Research Projects Agency (DARPA) initiated research on the feasibility of using packet-switched, store-and-forward radio communications to provide reliable computer communications [1]. This development was motivated by the need to provide computer network access to mobile hosts and terminals, and to provide computer communications in a mobile environment. Packet radio networking offers a highly efficient way of using a multiple-access channel, particularly with bursty traffic [2]. The DARPA Packet Radio Network (PRNET) has evolved through the years to be a robust, reliable, operational experimental network [3]. The development process has been of an incremental, evolutionary nature [4]; as algorithms were designed and implemented, new versions of the PRNET with increased capabilities were demonstrated. The PRNET has been in daily operation for experimental purposes for nearly ten years. In this paper we describe the current state of the DARPA PRNET.

We begin by providing a synopsis of the PRNET system concepts, attributes, and physical components in Section II. In Section III, we illustrate the mechanisms by which a packet radio automatically keeps track of a potentially continuously changing network topology. In Section IV, we describe the algorithms used to route a packet through the packet radio communications subnet. In Section V, we examine the protocols for transmitting packets. In Section VI, we describe some of the hardware capabilities of the packet radio that strongly influence the design and characteristics of the PRNET protocols. We conclude by looking briefly at some applications of packet radio networks and by summarizing the state of the current technology.

Manuscript received February 1, 1986; revised July 30, 1986. The work of J. Jubin was supported by the Defense Advanced Research Projects Agency of the Department of Defense under Contract MDA903-85-C-0205. The work of J. D. Tornow was supported by the Defense Advanced Research Projects Agency of the Department of Defense under Contract MDA903-85-C-0254.

J. Jubin is with Collins Defense Communications, Rockwell International, Richardson, TX 75081, USA.

J. D. Tornow is with SRI International, Menlo Park, CA 94025, USA.

0018-9219/87/0100-0021$01.00 © 1987 IEEE

II. DESCRIPTION OF THE PACKET RADIO SYSTEM

A. Broadcast Radio

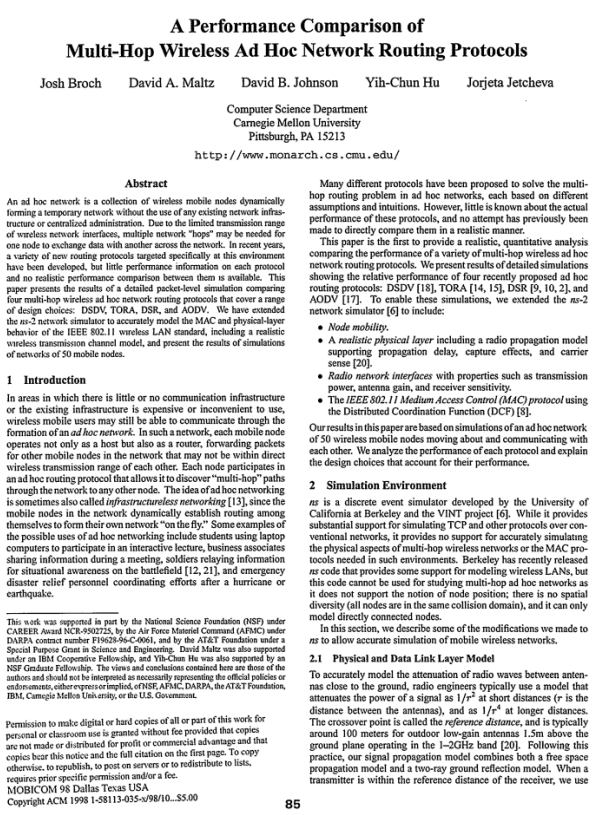
The PRNET provides, via a common radio channel, the exchange of data between computers that are geographically separated. As a communications medium, broadcast radio (as opposed to wires and antenna-directed radio) provides important advantages to the user of the network. One of the benefits is mobility; a packet radio (PR) can operate while in motion. Second, the network can be installed or deployed quickly; there are no wires to set up. A third advantage is the ease of reconfiguration and redeployment. The PRNET protocols take advantage of broadcasting and common-channel properties to allow the PRNET to be expanded or contracted automatically and dynamically. A group of packet radios leaving the original area simply departs. Having done so, it can function as an autonomous group and may later rejoin the original network or join another group.

The broadcasting and common channel properties of radio have disadvantages too. These properties, for all practical purposes, prohibit the building of a radio that is able to transmit and receive at the same time. Therefore, the PRNET protocols must attempt to schedule each transmission when the intended PR is not itself transmitting. Also, transmissions often reach unintended PRs and interfere with intended receptions. Therefore, the protocols must attempt to schedule each transmission when the intended PR is not receiving another PR's transmission.

B. Automated Network Management

The PRNET features fully automated network management. It is self-configuring upon network initialization, reconfigures upon gain or loss of packet radios, and has dy-

1990s: mobile ad hoc networks (MANET)



A Performance Comparison of Multi-Hop Wireless Ad Hoc Network Routing Protocols

Josh Broch David A. Maltz David B. Johnson Yih-Chun Hu Jorjeta Jetcheva

Computer Science Department
Carnegie Mellon University
Pittsburgh, PA 15213

http://www.monarch.cs.cmu.edu/

Abstract

An ad hoc network is a collection of wireless mobile nodes dynamically forming a temporary network without the use of any existing network infrastructure or centralized administration. Due to the limited transmission range of wireless network interfaces, multiple network "hops" may be needed for one node to exchange data with another across the network. In recent years, a variety of new routing protocols targeted specifically at this environment have been developed, but little performance information on each protocol and no realistic performance comparison between them is available. This paper presents the results of a detailed packet-level simulation comparing four multi-hop wireless ad hoc network routing protocols that cover a range of design choices: DSDV, TORA, DSR, and AODV. We have extended the *ns*-2 network simulator to accurately model the MAC and physical-layer behavior of the IEEE 802.11 wireless LAN standard, including a realistic wireless transmission channel model, and present the results of simulations of networks of 50 mobile nodes.

1 Introduction

In areas in which there is little or no communication infrastructure or the existing infrastructure is expensive or inconvenient to use, wireless mobile users may still be able to communicate through the formation of an *ad hoc network*. In such a network, each mobile node operates not only as a host but also as a router, forwarding packets for other mobile nodes in the network that may not be within direct wireless transmission range of each other. Each node participates in an ad hoc routing protocol that allows it to discover "multi-hop" paths through the network to any other node. The idea of ad hoc networking is sometimes also called *infrastructureless networking* [13], since the mobile nodes in the network dynamically establish routing among themselves to form their own network "on the fly." Some examples of the possible uses of ad hoc networking include students using laptop computers to participate in an interactive lecture, business associates sharing information during a meeting, soldiers relaying information for situational awareness on the battlefield [12, 21], and emergency disaster relief personnel coordinating efforts after a hurricane or earthquake.

This work was supported in part by the National Science Foundation (NSF) under CAREER Award NCR-9502725, by the Air Force Materiel Command (AFMC) under DARPA contract number F19628-96-C-0061, and by the AT&T Foundation under a Special Purpose Grant in Science and Engineering. David Maltz was also supported under an IBM Cooperative Fellowship, and Yih-Chun Hu was also supported by an NSF Graduate Fellowship. The views and conclusions contained here are those of the authors and should not be interpreted as necessarily representing the official policies or endorsements, either express or implied, of NSF, AFMC, DARPA, the AT&T Foundation, IBM, Carnegie Mellon University, or the U.S. Government.

Permission to make digital or hard copies of all or part of this work for personal or classroom use is granted without fee provided that copies are not made or distributed for profit or commercial advantage and that copies bear this notice and the full citation on the first page. To copy otherwise, to republish, to post on servers or to redistribute to lists, requires prior specific permission and/or a fee.

MOBICOM 98 Dallas Texas USA

Copyright ACM 1998 1-58113-035-x/98/10...$5.00

Many different protocols have been proposed to solve the multi-hop routing problem in ad hoc networks, each based on different assumptions and intuitions. However, little is known about the actual performance of these protocols, and no attempt has previously been made to directly compare them in a realistic manner.

This paper is the first to provide a realistic, quantitative analysis comparing the performance of a variety of multi-hop wireless ad hoc network routing protocols. We present results of detailed simulations showing the relative performance of four recently proposed ad hoc routing protocols: DSDV [18], TORA [14, 15], DSR [9, 10, 2], and AODV [17]. To enable these simulations, we extended the *ns*-2 network simulator [6] to include:

- *Node mobility.*
- A *realistic physical layer* including a radio propagation model supporting propagation delay, capture effects, and carrier sense [20].
- *Radio network interfaces* with properties such as transmission power, antenna gain, and receiver sensitivity.
- The *IEEE 802.11 Medium Access Control (MAC) protocol* using the Distributed Coordination Function (DCF) [8].

Our results in this paper are based on simulations of an ad hoc network of 50 wireless mobile nodes moving about and communicating with each other. We analyze the performance of each protocol and explain the design choices that account for their performance.

2 Simulation Environment

ns is a discrete event simulator developed by the University of California at Berkeley and the VINT project [6]. While it provides substantial support for simulating TCP and other protocols over conventional networks, it provides no support for accurately simulating the physical aspects of multi-hop wireless networks or the MAC protocols needed in such environments. Berkeley has recently released *ns* code that provides some support for modeling wireless LANs, but this code cannot be used for studying multi-hop ad hoc networks as it does not support the notion of node position; there is no spatial diversity (all nodes are in the same collision domain), and it can only model directly connected nodes.

In this section, we describe some of the modifications we made to *ns* to allow accurate simulation of mobile wireless networks.

2.1 Physical and Data Link Layer Model

To accurately model the attenuation of radio waves between antennas close to the ground, radio engineers typically use a model that attenuates the power of a signal as $1/r^2$ at short distances (r is the distance between the antennas), and as $1/r^4$ at longer distances. The crossover point is called the *reference distance*, and is typically around 100 meters for outdoor low-gain antennas 1.5m above the ground plane operating in the 1–2GHz band [20]. Following this practice, our signal propagation model combines both a free space propagation model and a two-ray ground reflection model. When a transmitter is within the reference distance of the receiver, we use

EXTENDING RANGE: MESH NETWORKS

Late 90s, 2000s: Sensor networks

Next Century Challenges: Scalable Coordination in Sensor Networks

Deborah Estrin
Ramesh Govindan
John Heidemann
Satish Kumar

USC/Information Sciences Institute
4676 Admiralty Way
Marina del Rey, CA 90292, USA
{estrin,govindan,johnh,kkumar}@isi.edu

Abstract

Networked sensors—those that coordinate amongst themselves to achieve a larger sensing task—will revolutionize information gathering and processing both in urban environments and in inhospitable terrain. The sheer numbers of these sensors and the expected dynamics in these environments present unique challenges in the design of unattended autonomous sensor networks. These challenges lead us to hypothesize that sensor network coordination applications may need to be structured differently from traditional network applications. In particular, we believe that *localized algorithms* (in which simple local node behavior achieves a desired global objective) may be necessary for sensor network coordination. In this paper, we describe localized algorithms, and then discuss *directed diffusion*, a simple communication model for describing localized algorithms.

1 Introduction

Integrated low-power sensing devices will permit remote object monitoring and tracking in many different contexts: in the field (vehicles, equipment, personnel), the office building (projectors, furniture, books, people), the hospital ward (syringes, bandages, IVs) and the factory floor (motors, small robotic devices). Networking these sensors—empowering them with the ability to *coordinate* amongst themselves on a larger sensing task—will revolutionize information gathering and processing in many situations. Large scale, dynamically changing, and robust sensor colonies can be deployed in inhospitable physical environments such as remote geographic regions or toxic urban locations. They will also enable low maintenance sensing in more benign, but less accessible, environments: large industrial plants, aircraft interiors etc.

To motivate the challenges in designing these sensor networks, consider the following scenario. Several thousand sensors are rapidly deployed (*e.g.*, thrown from an aircraft) in remote terrain. The sensors coordinate to establish a communication network, divide the task of mapping and monitoring the terrain amongst themselves in an energy-efficient manner, adapt their overall sensing accuracy to the remaining total resources, and re-organize upon sensor failure. When additional sensors are added or old sensors fail, the sensors re-organize themselves to take advantage of the added system resources.

Several aspects of this scenario present systems design challenges different from those posed by existing computer networks (Section 2). The *sheer numbers* of these devices, and their unattended deployment, will preclude reliance on broadcast communication or the configuration currently needed to deploy and operate networked devices. Devices may be battery constrained or subject to hostile environments, so individual *device failure* will be a regular or common event. In addition, the configuration devices will *frequently change* in terms of position, reachability, power availability, and even task details. Finally, because these devices interact with the physical environment, they, and the network as a whole, will experience a significant range of *task dynamics*.

The WINS project [1] has considered device-level communication primitives needed to satisfy these requirements. However, these requirements potentially affect many other aspects of network design: routing and addressing mechanisms, naming and binding services, application architectures, security mechanisms, and so forth. This paper focuses on the principles underlying the design of services and applications in sensor networks. In particular, since the sensing is inherently distributed, we argue that sensor network applications will themselves be distributed.

Many of the lessons learned from Internet and mobile network design will be applicable to designing sensor network applications. However, this paper hypothesizes that sensor networks have different enough requirements to at least warrant re-considering the overall structure of applications and services. Specifically, we believe there are significant robustness and scalability advantages to designing applications using *localized* algorithms—where sensors only interact with other sensors in a restricted vicinity, but nevertheless collectively achieve a desired global objective (Section 3). We also describe *directed diffusion*, a promising model for describing localized algorithms (Section 4).

Our research project is starting to investigate the design of localized algorithms using the directed diffusion model. These ideas were developed in the context of a DARPA ISAT study, chaired by one of the authors (Estrin). The

Permission to make digital or hard copies of all or part of this work for personal or classroom use is granted without fee provided that copies are not made or distributed for profit or commercial advantage and that copies bear this notice and the full citation on the first page. To copy otherwise, to republish, to post on servers or to redistribute to lists, requires prior specific permission and/or a fee.
Mobicom '99 Seattle Washington USA

An Application-Specific Protocol Architecture for Wireless Microsensor Networks

Wendi B. Heinzelman, *Member, IEEE*, Anantha P. Chandrakasan, *Senior Member, IEEE*, and Hari Balakrishnan, *Member, IEEE*

***Abstract*—Networking together hundreds or thousands of cheap microsensor nodes allows users to accurately monitor a remote environment by intelligently combining the data from the individual nodes. These networks require robust wireless communication protocols that are energy efficient and provide low latency. In this paper, we develop and analyze low-energy adaptive clustering hierarchy (LEACH), a protocol architecture for microsensor networks that combines the ideas of energy-efficient cluster-based routing and media access together with application-specific data aggregation to achieve good performance in terms of system lifetime, latency, and application-perceived quality. LEACH includes a new, distributed cluster formation technique that enables self-organization of large numbers of nodes, algorithms for adapting clusters and rotating cluster head positions to evenly distribute the energy load among all the nodes, and techniques to enable distributed signal processing to save communication resources. Our results show that LEACH can improve system lifetime by an order of magnitude compared with general-purpose multihop approaches.**

***Index Terms*—Data aggregation, protocol architecture, wireless microsensor networks.**

I. Introduction

ADVANCES iN sensor technology, low-power electronics, and low-power radio frequency (RF) design have enabled the development of small, relatively inexpensive and low-power sensors, called *microsensors*, that can be connected via a wireless network. These wireless microsensor networks represent a new paradigm for extracting data from the environment and enable the reliable monitoring of a variety of environments for applications that include surveillance, machine failure diagnosis, and chemical/biological detection. An important challenge in the design of these networks is that two key resources—communication bandwidth and energy—are significantly more limited than in a tethered network environment. These constraints require innovative design techniques to use the available bandwidth and energy efficiently.

Manuscript received January 9, 2001; revised July 1, 2001 and August 24, 2001; accepted August 24, 2001. The editor coordinating the review of this paper and approving it for publication is M. Zorzi. The work of W. B. Heinzelman was supported by a Kodak Fellowship. This work was supported in part by the Defense Advanced Research Project Agency (DARPA) Power Aware Computing/Communication Program and the U. S. Air Force Research Laboratory, Air Force Materiel Command, under Agreement F30602-00-2-0551.

W. B. Heinzelman was with the Massachusetts Institute of Technology, Cambridge, MA 02139 USA. She is now with the Department of Electrical and Computer Engineering, University of Rochester, Rochester, NY 14627-0126 USA (e-mail: wheinzel@ece.rochester.edu).

A. P. Chandrakasan and H. Balakrishnan are with the Massachusetts Institute of Technology, Cambridge, MA 02139 USA (e-mail: anantha@mtl.mit.edu; hari@lcs.mit.edu).

Digital Object Identifier 10.1109/TWC.2002.804190

In order to design good protocols for wireless microsensor networks, it is important to understand the parameters that are relevant to the sensor applications. While there are many ways in which the properties of a sensor network protocol can be evaluated, we use the following metrics.

A. Ease of Deployment

Sensor networks may contain hundreds or thousands of nodes, and they may need to be deployed in remote or dangerous environments, allowing users to extract information in ways that would not have been possible otherwise. This requires that nodes be able to communicate with each other even in the absence of an established network infrastructure and predefined node locations.

B. System Lifetime

These networks should function for as long as possible. It may be inconvenient or impossible to recharge node batteries. Therefore, all aspects of the node, from the hardware to the protocols, must be designed to be extremely energy efficient.

C. Latency

Data from sensor networks are typically time sensitive, so it is important to receive the data in a timely manner.

D. Quality

The notion of "quality" in a microsensor network is very different than in traditional wireless data networks. For sensor networks, the end user does not require all the data in the network because 1) the data from neighboring nodes are highly correlated, making the data redundant and 2) the end user cares about a higher-level description of events occurring in the environment being monitored. The quality of the network is, therefore, based on the quality of the aggregate data set, so protocols should be designed to optimize for the unique, application- specific quality of a sensor network.

This paper builds on the work described in [11] by giving a detailed description and analysis of low-energy adaptive clustering hierarchy (LEACH), an application-specific protocol architecture for wireless microsensor networks. LEACH employs the following techniques to achieve the design goals stated: 1) randomized, adaptive, self-configuring cluster formation; 2) localized control for data transfers; 3) low-energy media access control (MAC); and 4) application-specific data processing, such as data aggregation or compression. Simulation results show that LEACH is able to achieve the desired properties of sensor networks.

2000s: Mesh networks for Internet

Architecture and Evaluation of an Unplanned 802.11b Mesh Network

John Bicket, Daniel Aguayo, Sanjit Biswas, Robert Morris
M.I.T. Computer Science and Artificial Intelligence Laboratory
jbicket, aguayo, biswas, rtm @csail.mit.edu

ABSTRACT

This paper evaluates the ability of a wireless mesh architecture to provide high performance Internet access while demanding little deployment planning or operational management. The architecture considered in this paper has unplanned node placement (rather than planned topology), omni-directional antennas (rather than directional links), and multi-hop routing (rather than single-hop base stations). These design decisions contribute to ease of deployment, an important requirement for community wireless networks. However, this architecture carries the risk that lack of planning might render the network's performance unusably low. For example, it might be necessary to place nodes carefully to ensure connectivity; the omni-directional antennas might provide uselessly short radio ranges; or the inefficiency of multi-hop forwarding might leave some users effectively disconnected.

The paper evaluates this unplanned mesh architecture with a case study of the Roofnet 802.11b mesh network. Roofnet consists of 37 nodes spread over four square kilometers of an urban area. The network provides users with usable performance despite lack of planning: the average inter-node throughput is 627 kbits/second, even though the average route has three hops.

The paper evaluates multiple aspects of the architecture: the effect of node density on connectivity and throughput; the characteristics of the links that the routing protocol elects to use; the usefulness of the highly connected mesh afforded by omni-directional antennas for robustness and throughput; and the potential performance of a single-hop network using the same nodes as Roofnet.

Categories and Subject Descriptors

C.2.1 [**Computer-Communication Networks**]: Network Architecture and Design—*Wireless communication*; C.2.2 [**Computer-Communication Networks**]: Network Protocols—*Routing protocols*

General Terms

Design, Experimentation, Measurement, Performance

Keywords

Mesh networks, Multi-hop wireless networks, Ad hoc networks, Wireless routing, Route metrics

Permission to make digital or hard copies of all or part of this work for personal or classroom use is granted without fee provided that copies are not made or distributed for profit or commercial advantage and that copies bear this notice and the full citation on the first page. To copy otherwise, to republish, to post on servers or to redistribute to lists, requires prior specific permission and/or a fee.
MobiCom'05, August 28–September 2, 2005, Cologne, Germany.
Copyright 2005 ACM 1-59593-020-5/05/0008 ..$5.00.

1. INTRODUCTION

Community wireless networks typically share a few wired Internet connections among many users spread over an urban area. Two approaches to constructing community networks are common. The first approach is to carefully construct a multi-hop network with nodes in chosen locations and directional antennas aimed to engineer high-quality radio links [31, 8, 29]; these networks require well-coordinated groups with technical expertise, but result in high throughput and good connectivity. The second approach consists of individuals operating "hot-spot" access points to which clients directly connect [5, 4]. These access points often operate independently and are loosely connected, if at all. Access-point networks do not require much coordination to deploy and operate, but usually do not provide as much coverage per wired connection as multi-hop networks.

A more ambitious vision for community networks would combine the best characteristics of both network types, operating without extensive planning or central management but still providing wide coverage and acceptable performance. This paper provides an evaluation of such an architecture, consisting of the following design decisions:

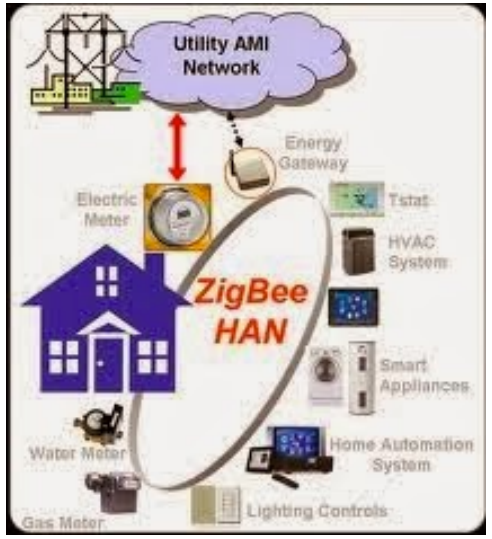
1. Unconstrained node placement, rather than a topology planned for coverage or performance. The network should work well even if the topology is determined solely by where participants happen to live.
2. Omni-directional antennas, rather than directional antennas used to form particular high-quality links. Users should be able to install an antenna without knowing in advance what nodes the antenna might talk to. Nodes should be able to route data through whatever neighbors they happen to find.
3. Multi-hop routing, rather than single-hop base stations or access points. Multi-hop routing can improve coverage and performance despite lack of planning and lack of specifically engineered links.



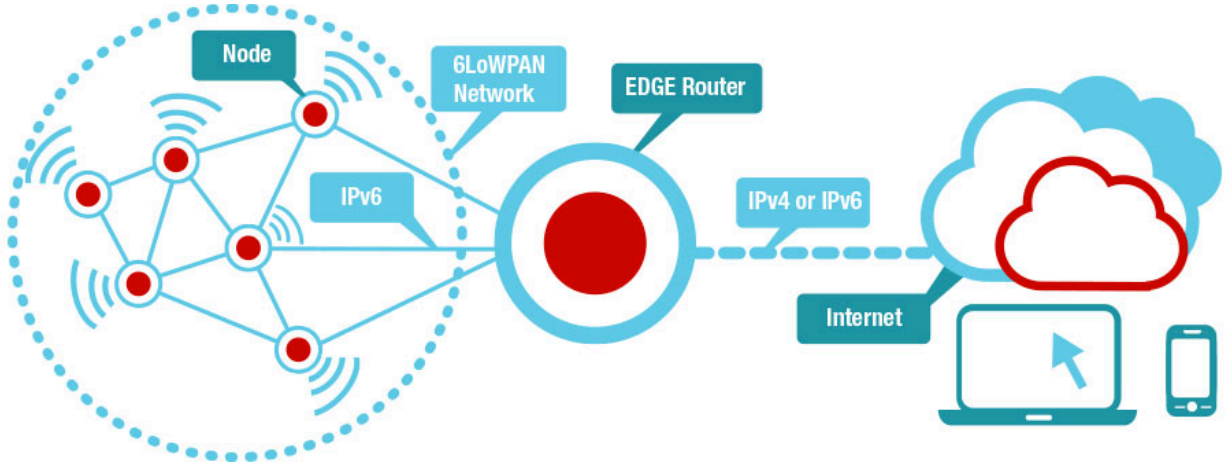
EXTENDING RANGE: MESH NETWORKS

2010s: Mesh networks for IoT

Zigbee



6LoWPAN: IPv6 over low-power wireless personal area networks

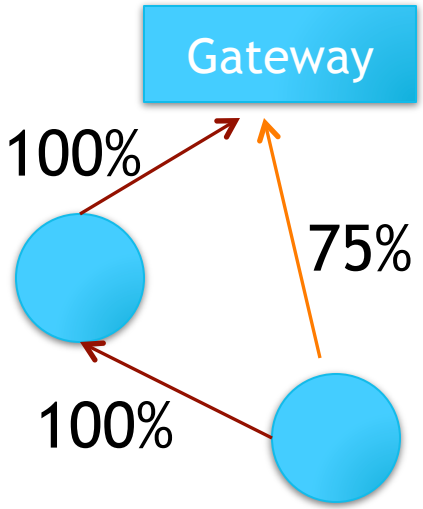


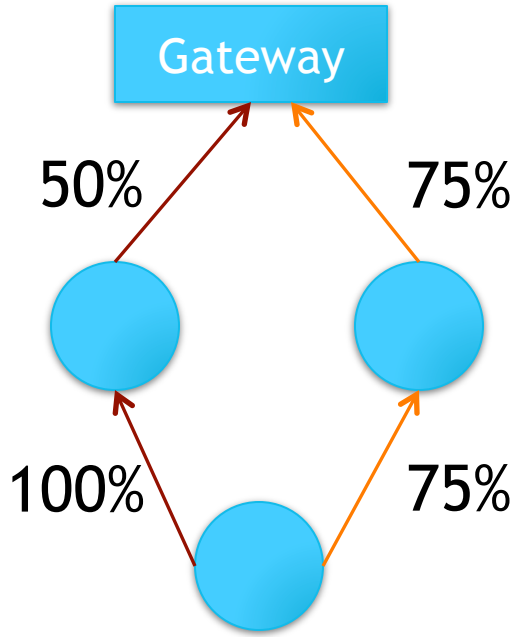
http://processors.wiki.ti.com/index.php/Contiki-6LOWPAN (Creative commons)

Both (typically) run over the 802.15.4 MAC standard
Routing protocol with different metrics, such as “expected transmission time”
Use case: devices communicating with gateway across multiple hops
Node duty cycles higher, some nodes do much more work

WIRELESS MESH ROUTING

Each link delivers a packet with some probability
What path should be used for a packet?



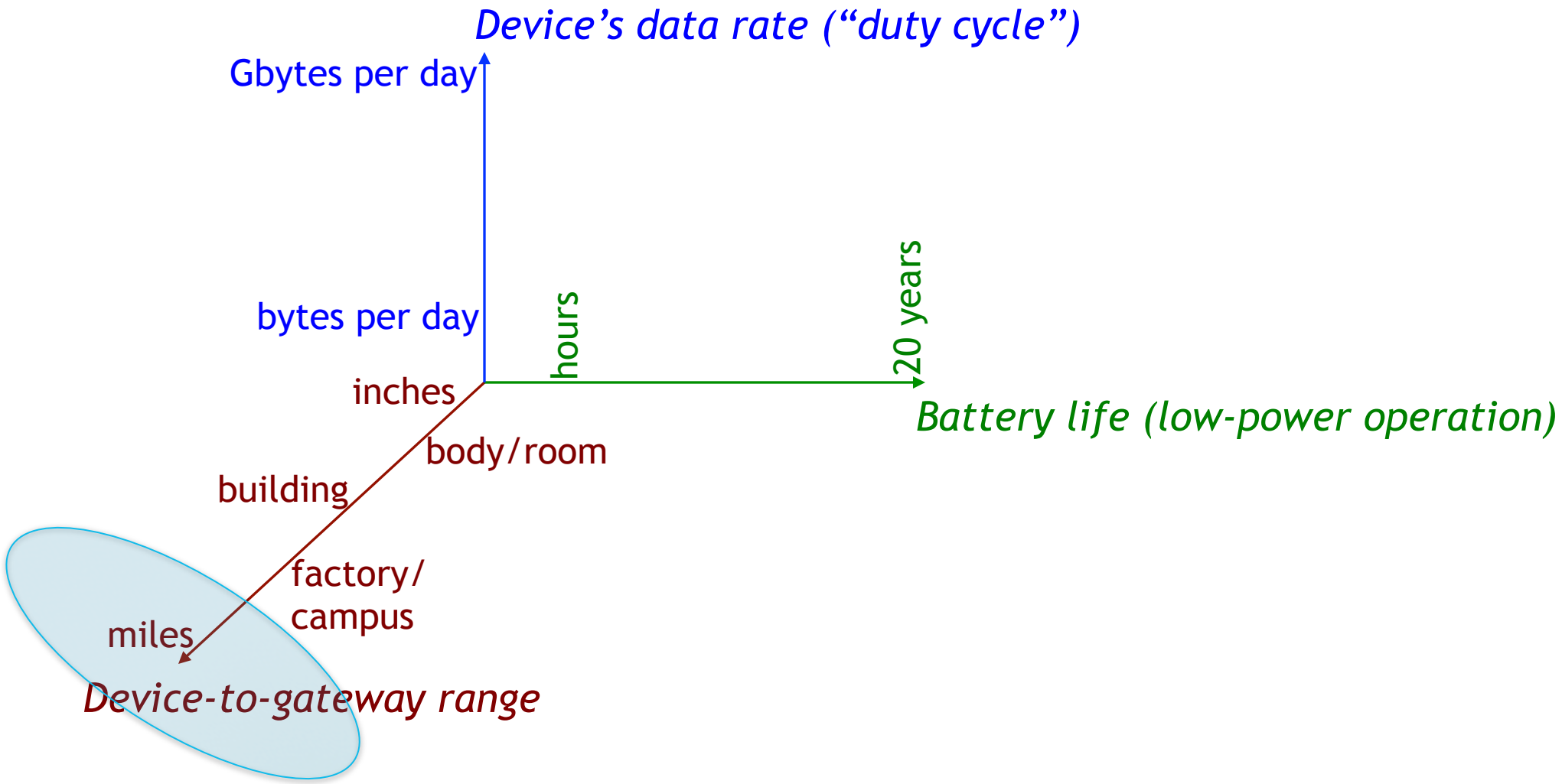


ETX: Expected Transmission Count
(expected tx time if link rate fixed)

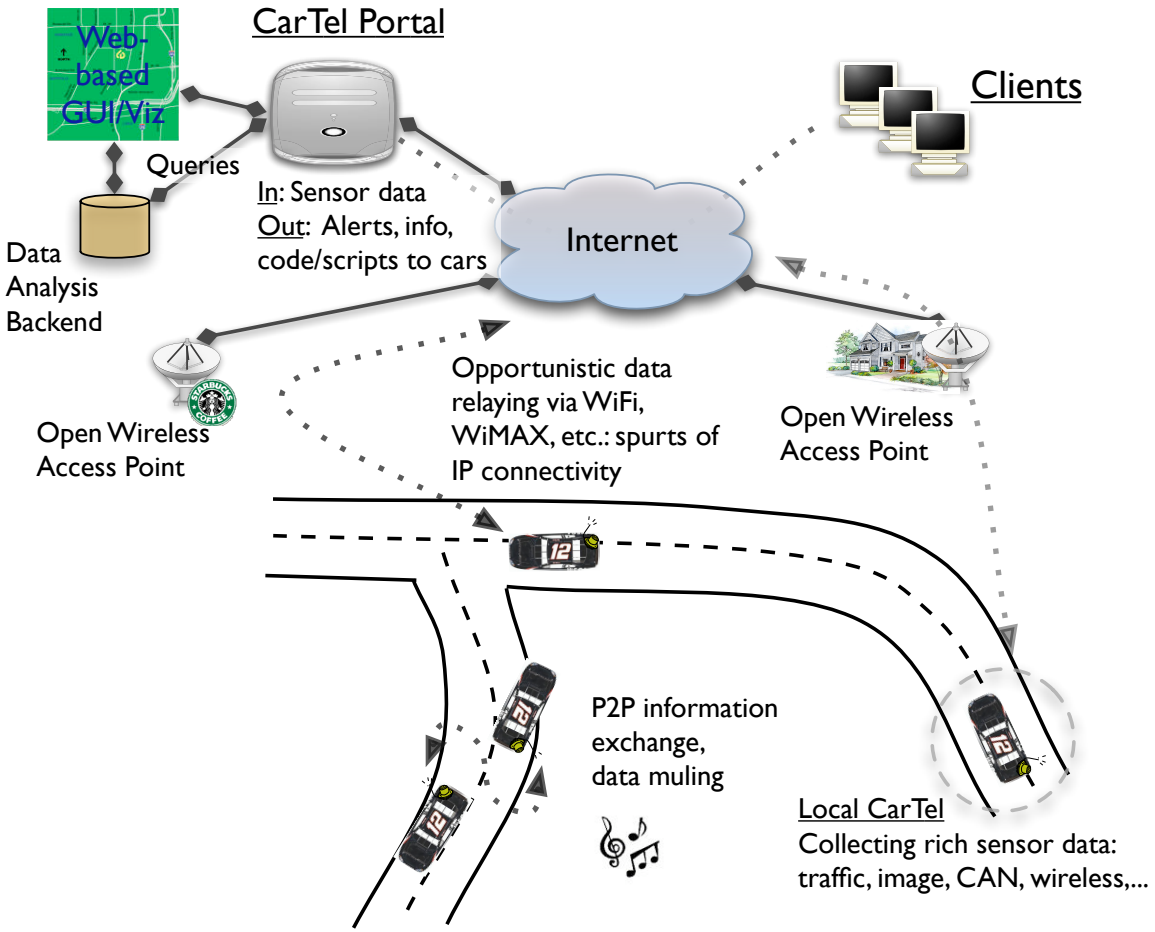
On single link =
1 / Probability of packet delivery

Add for each link on path and pick smallest

EVEN LONGER RANGE (CITY-SCALE)



WHEN THE INTERNET IS MILES AWAY



Use mobile devices as **data mules**

Trade-off: delay

Delay-tolerant network (DTN)



WHAT IF WE WANT LONG RANGE AND LOW DELAY?

“Long-range IoT networks”
Examples: Sigfox, LoRaWAN, cellular IoT proposals (narrowband LTE, etc.)

Low-power designs (months to years of battery life)

Low or ultra-low throughput (a few bytes per day to achieve long-enough battery life at a rate of a few kbps)
Networks like LoRaWAN also include localization capabilities


WHAT IF WE WANT LONG RANGE AND LOW DELAY

Second choice: Cellular (of course!)
Examples: LTE/4G, 3G, etc.

High-power consumption, so only when power isn’t an issue

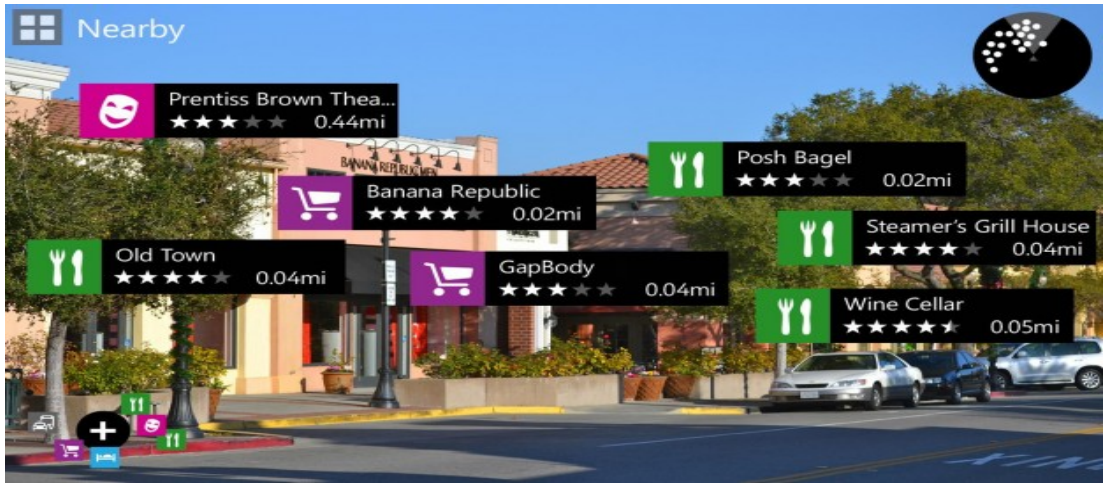
Delay still a concern for **data-intensive, latency-sensitive applications**

CONTINUOUS RECOGNITION APPS











GLIMPSE: CONTINUOUS REAL-TIME RECOGNITION

- Continuous, real-time object recognition on mobile devices in a video stream
- Continuously ***identify*** and ***locate*** objects in each frame




T. Chen, L. Ravindranath, S. Deng, P. Bahl, H. Balakrishnan, SenSys 2015

RECOGNITION PIPELINE



T. Chen, L. Ravindranath, S. Deng, P. Bahl, H. Balakrishnan, SenSys 2015

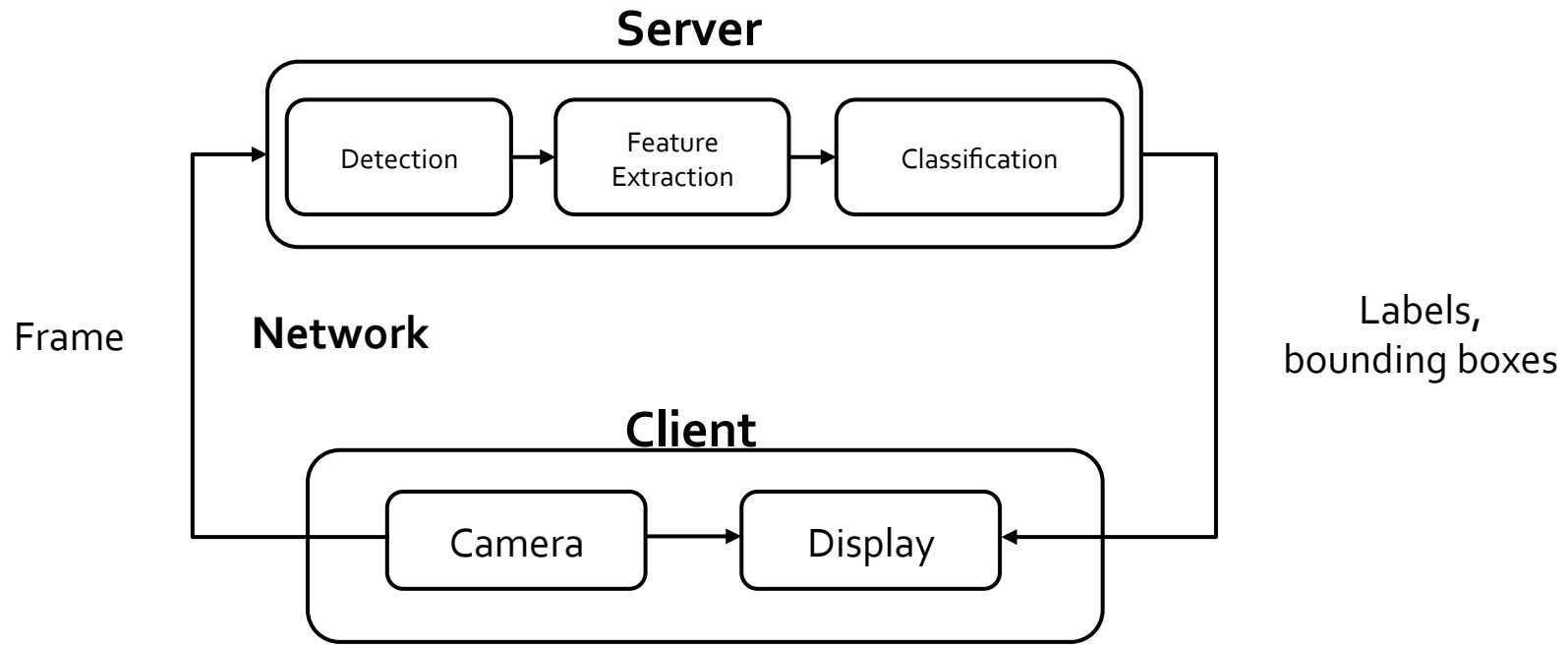
RECOGNITION PIPELINE



Computationally expensive and memory-intensive

- Server is hundreds of times faster than embedded/mobile computer
- Scaling to large number of images requires servers

SOLUTION: SERVER OFFLOAD

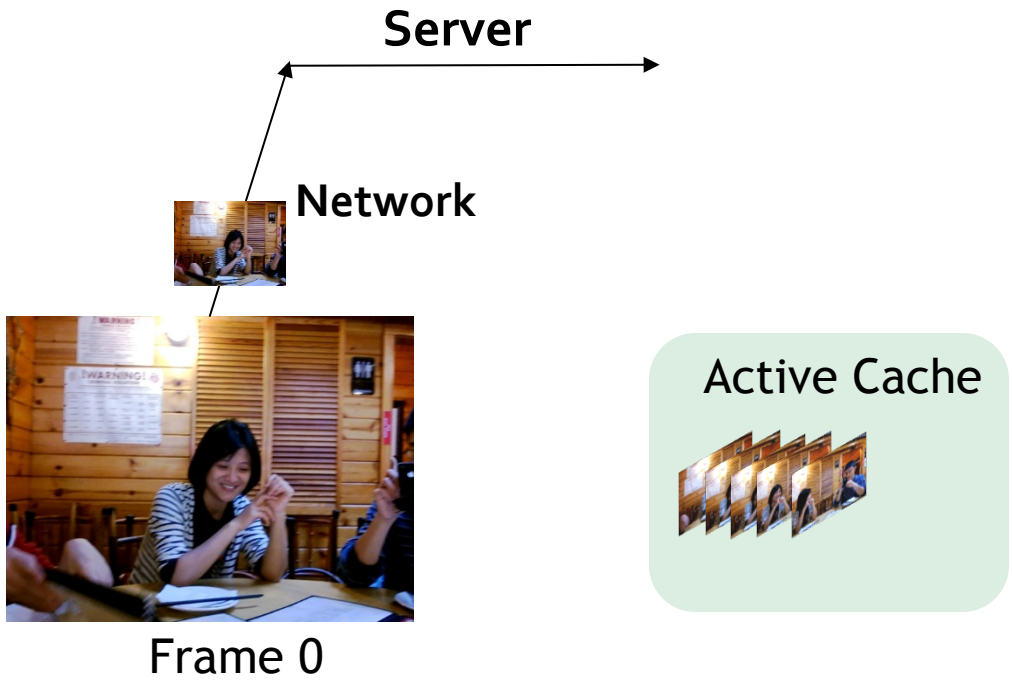


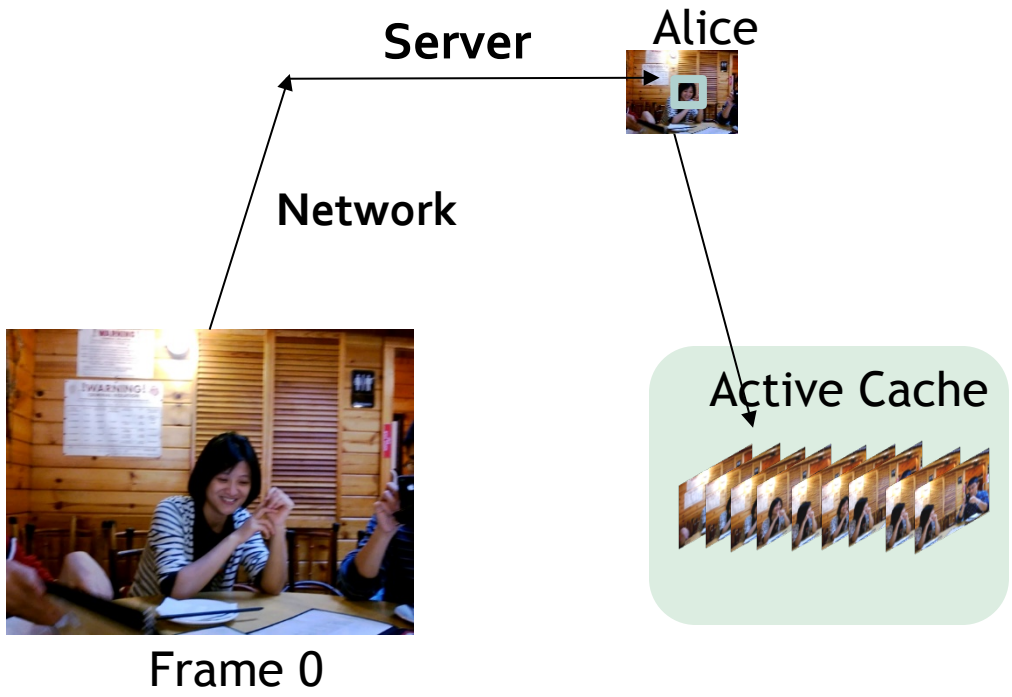
Two big challenges

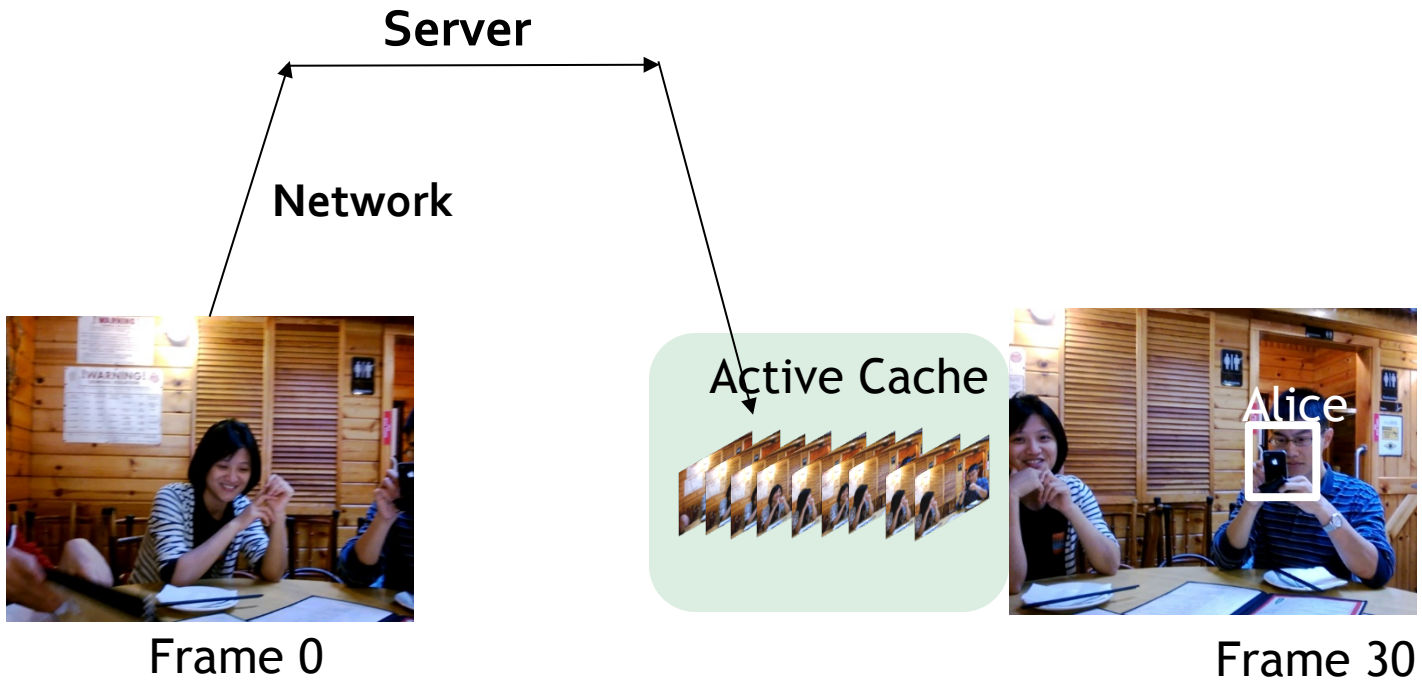
1. **End-to-end latency** lowers object recognition accuracy
2. **Bandwidth** and **battery-**efficiency

IDEA: DEVICE-SIDE ACTIVE CACHE

Cache and run tracking through the cached frames



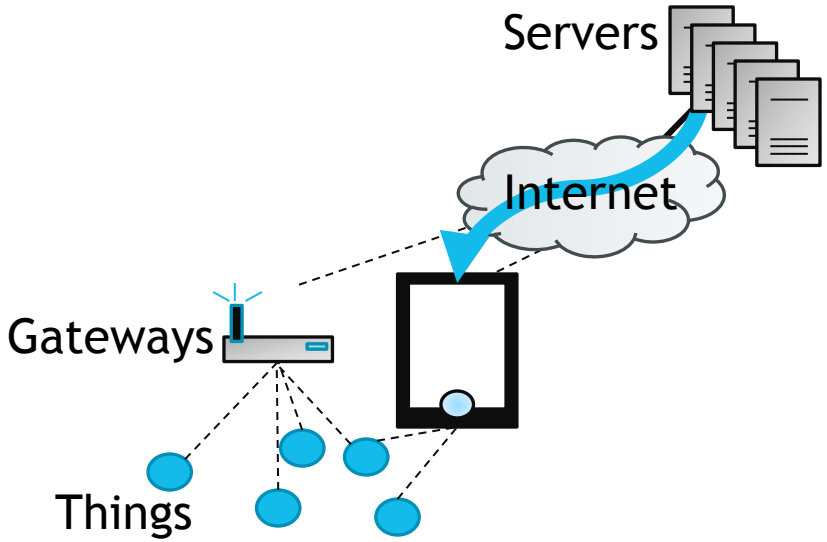

Server
Alice
Network
Active Cache
Frame 0



Run tracking from Frame 0 to Frame 30

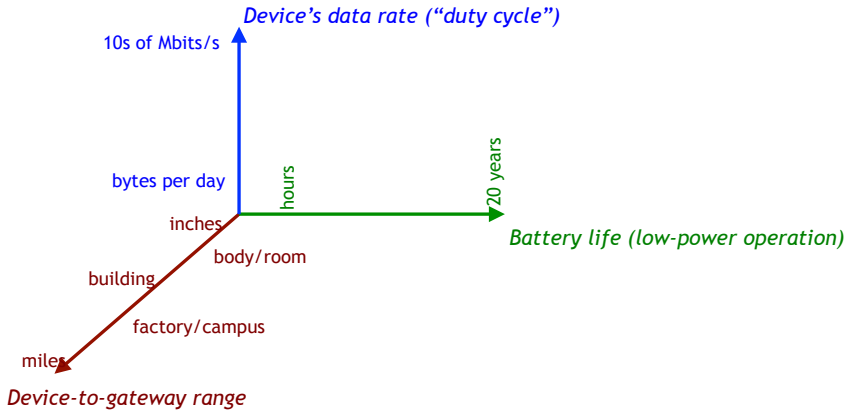
WHAT HAVE WE LEARNED?

Rich design space for things-gateway communication



Think along three dimensions:

1. data rate/duty cycle
2. battery
3. range



Three case studies

1. Low-power design (Bluetooth LE): advertisement, time-scheduled MAC
2. Range extension techniques: muling & meshing (Zigbee, 6LoWPAN)
3. Data-intensive IoT: continuous recognition

OPEN QUESTIONS AND FUTURE WORK

We are not even at the end of the beginning of IoT!
(Who wants to turn on a light bulb by going to an app?!)

What if you want city-scale, high-rate, low-power sensing?
(e.g., high-fidelity vibration, weather, image sensors)

Current systems gated by standby power (microWatts)
Recent advances have shown nanoWatt standby power
How will this change IoT networks?

Current IoT apps are “siloed” from each other
How to integrate them?

DE-SILOING

Today: build IoT devices/sensors, build an app, build a cloud service
Vertically-integrated: hard to integrate and slows innovation
Gateway functions are repeatedly invented

The issue: real value is in the data, not in the devices!

Possible (non-exclusive) approaches

1. Coordinate access to data via server-side APIs in the cloud
2. Provide access to data in smartphone apps via “kits” (HomeKit, Healthkit, Google Fit, …)
3. Develop a generic gateway (multiple technologies)

PREDICTIONS

1. Shake-up in standards: multiple winners, but they will divide up the “three-dimensional space”
2. Ultra-low power IoT systems and networks
3. Compute-intensive (data-intensive) IoT systems and networks
4. De-siloed architectures
5. Smartphone-centric v. hidden (ubiquitous) computing